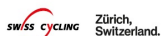


Race Analysis / Analyse de la course
 Women Junior Road Race

Rank	Race Number	Name	Nation Code	Split 1	Finish
1	7	FERGUSON Cat	GBR	1:09:27 (4) +0	1:54:48 +0
2	18	OSTIZ TACO Paula	ESP	1:09:27 (2) +0	1:54:48 "
3	42	CHLADOŇOVA Viktoria	SVK	1:09:27 (1) +0	1:54:48 "
4	11	ARENS Megan	NED	1:09:27 (5) +0	1:54:57 +9
5	2	GERY Celia	FRA	1:09:27 (3) +0	1:55:41 +53
6	9	WOLFF Imogen	GBR	1:09:36 (9) +9	1:56:14 +1:26
7	34	AASEBO Kamilla	NOR	1:09:27 (7) +0	1:56:14 "
8	4	MULLER Amandine	FRA	1:09:44 (14) +17	1:56:14 "
9	85	LIEHNER Lara	SUI	1:09:44 (13) +17	1:56:14 "
10	54	BENEZET MINNS Lucy	IRL	1:09:44 (20) +17	1:56:14 "
11	52	BATES Lauren	AUS	1:09:44 (12) +17	1:56:18 +1:30
12	41	VOLSTAD Alexandra	CAN	1:09:44 (17) +17	1:57:13 +2:25
13	51	SARKISOV Alyssa	USA	1:09:44 (15) +17	1:57:13 "
14	91	WASATY Weronika	POL	1:09:44 (18) +17	1:57:13 "
15	23	HEZINOVA Daniela	CZE	1:09:44 (16) +17	1:57:13 "
16	26	HEREMANS Ella	BEL	1:10:20 (25) +53	1:57:13 "
17	38	FRANK Addison	CAN	1:09:44 (10) +17	1:57:13 "
18	31	LITTBARSKI-GRAY Caoilinn	GER	1:09:44 (21) +17	1:57:13 "
19	46	PEGOLO Chantal	ITA	1:09:44 (19) +17	1:57:17 +2:29
20	83	PAPADIMITRIOU STAMPORI Eirini	GRE	1:09:36 (8) +9	1:57:17 "
21	44	la BELLA Eleonora	ITA	1:09:44 (11) +17	1:57:19 +2:31
22	33	NOLLAU Laura	GER	1:09:44 (22) +17	1:57:19 "
23	53	DIXON Emily	AUS	1:09:44 (23) +17	1:58:15 +3:27
24	43	UNGEROVA Sofia	SVK	1:10:22 (28) +55	1:59:15 +4:27

HOST PARTNERS



MAIN PARTNERS



OFFICIAL PARTNERS



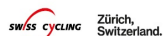
OFFICIAL SUPPLIERS



Race Analysis / Analyse de la course
 Women Junior Road Race

Rank	Race Number	Name	Nation Code	Split 1	Finish
25	36	GJERTSEN Mia	NOR	1:11:19 (38) +1:52	2:00:15 +5:27
26	8	LLOYD Carys	GBR	1:11:19 (35) +1:52	2:00:15 "
27	89	KEPCZYNSKA Oliwia	POL	1:11:19 (39) +1:52	2:00:15 "
28	14	LANGENBARG Puck	NED	1:11:19 (29) +1:52	2:00:15 "
29	28	SEYNAVE Ilken	BEL	1:11:19 (40) +1:52	2:00:15 "
30	48	CUSACK Lidia	USA	1:11:19 (56) +1:52	2:00:15 "
31	57	BERGHOLT Kamma	DEN	1:11:19 (31) +1:52	2:00:15 "
32	25 de	BUYSSER Auke	BEL	1:11:19 (36) +1:52	2:00:15 "
33	73	USHAKOVA Milana	UKR	1:10:22 (27) +55	2:00:15 "
34	32	MESSEMER Joelle Amelie	GER	1:11:19 (34) +1:52	2:00:15 "
35	96	BUNEA Wendy	ROU	1:11:19 (43) +1:52	2:00:15 "
36	10	WONG Esther	GBR	1:11:19 (48) +1:52	2:00:15 "
37	87	STADLER Sirin	SUI	1:11:19 (37) +1:52	2:00:15 "
38	56	RAFFERTY Aliyah	IRL	1:11:19 (44) +1:52	2:00:15 "
39	3	LAVENU Nina	FRA	1:11:19 (41) +1:52	2:00:15 "
40	12	BLOK Esmee	NED	1:11:19 (32) +1:52	2:00:15 "
41	116	NOTHUM Gwen	LUX	1:11:19 (30) +1:52	2:00:15 "
42	63	WATTS Kirsty	NZL	1:11:19 (54) +1:52	2:00:15 "
43	66	OSORIO BETANCUR Luciana	COL	1:11:19 (57) +1:52	2:00:15 "
44	5	PLAGNIOL Maeva	FRA	1:11:19 (42) +1:52	2:00:15 "
45	79	REVELO BOSSANO Natalie	ECU	1:11:19 (51) +1:52	2:00:15 "
46	6	BLACKBURN Arabella	GBR	1:10:20 (26) +53	2:00:15 "
47	86	METTIER Chiara	SUI	1:11:19 (33) +1:52	2:00:15 "
48	15	MOES Noi	NED	1:11:19 (47) +1:52	2:00:15 "

HOST PARTNERS



MAIN PARTNERS



OFFICIAL PARTNERS



OFFICIAL SUPPLIERS



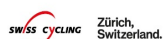
Race Analysis / Analyse de la course
 Women Junior Road Race

Rank	Race Number	Name	Nation Code	Split 1	Finish
49	13	KNAVEN Fee	NED	1:10:20 (24) +53	2:00:15 "
50	49	JONES Helena	USA	1:11:19 (52) +1:52	2:00:15 "
51	105	SAFIRI Alexandra	CYP	1:11:23 (58) +1:56	2:00:15 "
52	19	SERRANO MANSO Ayala	ESP	1:11:19 (55) +1:52	2:00:15 "
53	20	TORRES ARIAS Celia	ESP	1:11:19 (46) +1:52	2:00:15 "
54	61	MADDISON Ava	NZL	1:11:19 (50) +1:52	2:00:15 "
55	50	LOPEZ de SAN ROMAN Vida	USA	1:11:19 (49) +1:52	2:00:15 "
56	17	MORENO CAPA Irene	ESP	1:11:19 (53) +1:52	2:00:23 +5:35
57	45	MILESI Silvia	ITA	1:11:19 (45) +1:52	2:01:42 +6:54
58	47	SILO Giada	ITA	1:09:27 (6) +0	2:02:13 +7:25
59	27	KERKHOF Falke	BEL	1:12:35 (79) +3:08	2:02:33 +7:45
60	60	RASMUSSEN Alma	DEN	1:12:35 (68) +3:08	2:02:33 "
61	62	RAWLINSON Alex	NZL	1:12:15 (65) +2:48	2:02:33 "
62	88	DUTCZAK Rozalia	POL	1:12:35 (73) +3:08	2:02:33 "
63	22	DUBCOVA Štěpanka	CZE	1:11:54 (61) +2:27	2:02:33 "
64	110	TOTH Reka	HUN	1:11:54 (62) +2:27	2:02:33 "
65	92	GRIESSER Ramona	AUT	1:12:31 (67) +3:04	2:02:33 "
66	70	FROLOVA Yelyzaveta	UKR	1:12:35 (80) +3:08	2:02:33 "
67	71	PONOMARENKO Valeria	UKR	1:12:35 (75) +3:08	2:02:33 "
68	82	REVETRIA AGAZZI Florencia Carmela	URU	1:12:35 (81) +3:08	2:02:33 "
69	102	PESTOTNIK Sara	SLO	1:12:35 (85) +3:08	2:02:33 "
70	16	ARANGUREN CARBAYEDA Irati	ESP	1:12:15 (66) +2:48	2:02:33 "
71	113	GUERRA MARTINEZ Renata	MEX	1:12:35 (78) +3:08	2:02:33 "
72	118	JONAITYTĖ Gabija	LTU	1:12:35 (83) +3:08	2:02:33 "

Race Analysis / Analyse de la course
 Women Junior Road Race

Rank	Race Number	Name	Nation Code	Split 1	Finish
73	90	MARECKA Zuzanna	POL	1:11:54 (59) +2:27	2:02:37 +7:49
74	115	LALLEMANG Lena	LUX	1:12:35 (76) +3:08	2:02:41 +7:53
75	106	DIAS Raquel	POR	1:12:15 (63) +2:48	2:02:59 +8:11
76	76	WEN Tsai Tung	TPE	1:11:54 (60) +2:27	2:04:15 +9:27
77	24	KAŇKOVSKA Nela	CZE	1:12:35 (86) +3:08	2:04:56 +10:08
78	39	JULIEN Naomie	CAN	1:12:15 (64) +2:48	2:05:31 +10:43
79	55	DOHERTY Aine	IRL	1:12:35 (77) +3:08	2:05:33 +10:45
80	59	KETELSEN Ida Krickau	DEN	1:12:35 (69) +3:08	2:05:33 "
81	40	SWIERENGA Sidney	CAN	1:12:35 (87) +3:08	2:05:33 "
82	30	LEIS Magdalena	GER	1:12:35 (74) +3:08	2:05:33 "
83	109	DIBELLA LATORRE Delfina	ARG	1:12:39 (88) +3:12	2:05:51 +11:03
84	112	GALAVIZ MARQUEZ Carolina	MEX	1:12:35 (72) +3:08	2:06:25 +11:37
85	1	DUPIN Melanie	FRA	1:12:35 (71) +3:08	2:07:09 +12:21
86	69	YELKINA Mariya	KAZ	1:12:35 (70) +3:08	2:07:25 +12:37
87	29	BRAUTIGAM Messane	GER	1:12:35 (82) +3:08	2:07:52 +13:04
88	35	DOLVEN Marte	NOR	1:12:35 (84) +3:08	2:07:52 "
89	103	ŠTRUKELJ Dominika	SLO	1:13:40 (90) +4:13	2:07:52 "
90	21	DOUDĚROVA Kateřina	CZE	1:13:40 (91) +4:13	2:07:52 "
91	107	MARQUES Maria	POR	1:14:26 (92) +4:59	2:07:52 "
92	72	ROMANENKO Maryna	UKR	1:13:40 (89) +4:13	2:07:52 "
93	65	BURGOS GONZALEZ Mariana	COL	1:15:11 (98) +5:44	2:08:13 +13:25
94	64	WORRALL Elena	NZL	1:15:11 (97) +5:44	2:08:13 "
95	93	TURPEINEN Viivi	FIN	1:15:11 (96) +5:44	2:08:16 +13:28
96	58	CRAMER Mathilde	DEN	1:15:11 (94) +5:44	2:10:24 +15:36

HOST PARTNERS


 Zürich,
Switzerland.

MAIN PARTNERS



OFFICIAL PARTNERS



OFFICIAL SUPPLIERS



Race Analysis / Analyse de la course
 Women Junior Road Race

Rank	Race Number	Name	Nation Code	Split 1	Finish
97	37	SKJELDE Matilde	NOR	1:15:11 (95) +5:44	2:10:25 +15:37
98	94	DARWISH Alaliaa Ahmed Benbella	EGY	1:15:11 (99) +5:44	2:10:25 "
99	101	FERLEŽ Zoja	SLO	1:14:26 (93) +4:59	2:10:27 +15:39
100	104	TRAKONJA Anet	SLO	1:16:10 (100) +6:43	2:16:00 +21:12
101	77	HUANG Wen Xin	TPE	1:20:41 (105) +11:14	2:18:02 +23:14
102	67	BURENKOVA Angelina	KAZ	1:19:37 (102) +10:10	2:18:02 "
103	108	KABETAJ Nelia	ALB	1:22:02 (109) +12:35	2:18:02 "
104	120	ERTEKIN Buse Hatice	TUR	1:22:02 (107) +12:35	2:18:02 "
105	75	YANG Ting Yu	TPE	1:20:41 (104) +11:14	2:18:02 "
106	78	CARPHIO CASTRO Daniela	ECU	1:21:22 (106) +11:55	2:18:02 "
107	68	UDOVYKINA Yekaterina	KAZ	1:19:37 (101) +10:10	2:18:02 "
108	95	MECHAB Malak	ALG	1:20:41 (103) +11:14	2:18:07 +23:19
109	111	ANGELES HERNANDEZ Gema Esbeidy	MEX	1:22:02 (108) +12:35	2:21:38 +26:50
110	100	VIGNONFODO N Georgette	BEN	1:22:02 (110) +12:35	2:23:22 +28:34
111	81	JAKHAR Harshita	IND	1:22:56 (111) +13:29	2:29:20 +34:32
	117	BIDVAITÉ Manté	LTU	1:27:06 (112) +17:39	DNF
	114	ZAMUDIO GARCIA Mayte	MEX	1:28:23 (113) +18:56	DNF
	97	GHEORGHE Ana	ROU	1:30:16 (114) +20:49	DNF
	119	SONGKHEN Natacha	THA	1:31:52 (115) +22:25	DNF
	74	LIU Shang Ying	TPE	1:31:52 (116) +22:25	DNF
	80	BHUMIKA Bhumika	IND	1:31:52 (117) +22:25	DNF
	98	MARE Elisa Natalia	ROU	1:33:31 (118) +24:04	DNF
	84	FURRER Muriel	SUI		DNF
	99	CHANTAL Uwineza	BDI		DNF

Race Analysis / Analyse de la course
Women Junior Road Race

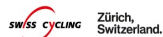
Rank	Race Number	Race Name	Nation Code	Split 1	Finish
------	-------------	-----------	-------------	---------	--------

Timing Point	Split 1	Finish
	Ptp Start 1	
Race Distance	46.7km	73.6km

Note:
Intermediate (lap) times are information recorded from transponders. Final time used for ranking at the end of the race is determined with photo-finish for ALL riders.

Legend:
DNF Did Not Finish **PTP** Point-To-Point

HOST PARTNERS



MAIN PARTNERS



OFFICIAL PARTNERS



OFFICIAL SUPPLIERS

